

Carl Zeiss Meditec



**Global SpecPharma and
European Healthcare Conference**

5 October 2010

Did you know that ...



CARL ZEISS MEDITEC

... **40 %** of the people will have Cataract, **5 %** Glaucoma and **10 %** AMD, that is 2/3 and the rest will have a refractive error (glasses)?



... **every second**, somebody goes blind due to AMD or glaucoma?

We provide ophthalmic systems which doctors can use to diagnose these diseases right from an early stage - helping them to prevent blindness.



An eye scan is carried out somewhere with these systems once every second.

... in the USA alone **13,000 people** die from brain tumors each year?

Our OPMI® Pentero® microscope has already been used for more than a million neurosurgery operations - helping to provide the best possible treatment.





1 Carl Zeiss Meditec at a glance

2 Financials

3 Looking to the future

Striving to improve people's life with innovations – fulfilling our strong brand promise



CARL ZEISS MEDITEC

We at Carl Zeiss Meditec aim to **make life better for as many people as possible.**

MISSION

As all human beings have the right to **sight, mobility and an active life** – throughout their lives.

Our track record is 160 years of excellence in quality.

QUALITY

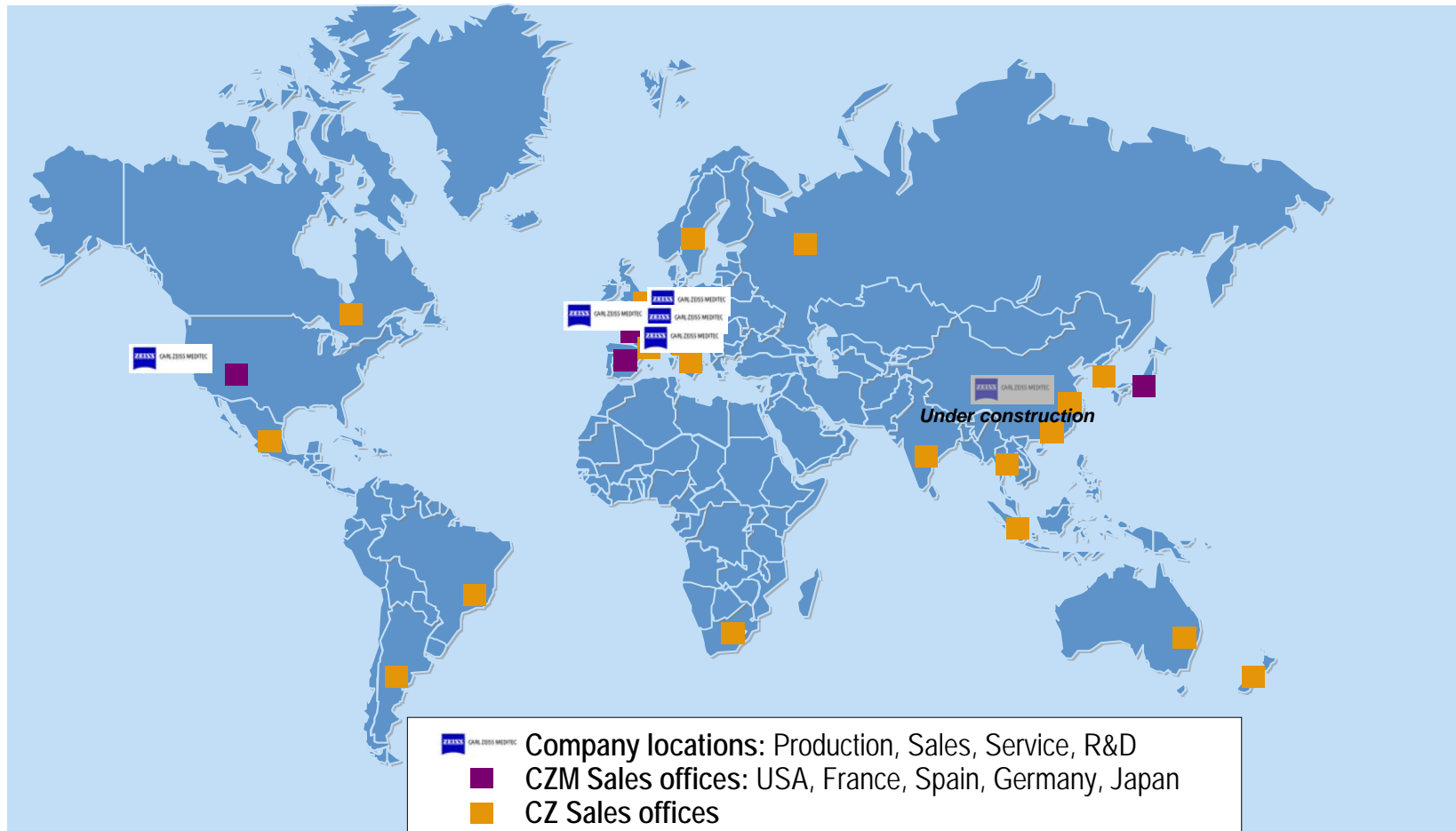
Throughout our company history we have created a large number of **gold standards in ophthalmology and microsurgery.**

Our brand is a truly valuable asset. On first sight it stands for the highest quality standards, precision and robustness, on second sight for simplicity, efficiency and value-added.

BRAND



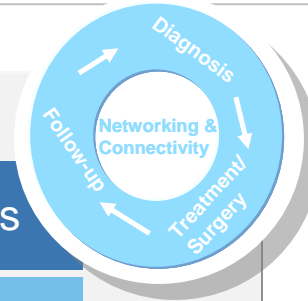
Broad international base – close to our customer and backbone for our innovation



Offering the most extensive portfolio in the industry – Maximizing customer benefit



CARL ZEISS MEDITEC



Customer group:

Hospitals, clinics, ambulatory surgery centers

Private practitioners

Microsurgery



Surgical microscope OPMI® Pentero®



Surgical microscope OPMI® Sensera®



IORT: INTRABEAM®

Surgical Ophthalmology



Femtosecond laser system: VisuMax® (reported in SBU Ophthalmology)



Surgical microscope OPMI Lumera® (reported in SBU Microsurgery)



Intraocular lens AT LISA

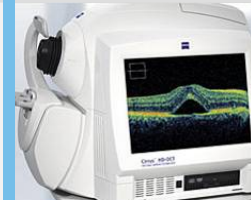
Ophthalmology



Optical biometry: IOLMaster®




VISULAS Trion



OCT: Cirrus™ HD-OCT

My Home Entertainment Problem


DVDs



MP3s



Video on Demand



Video recorder



I need a solution....



What does it mean in the Eye Care Practice & OR?

Introducing Specific Examples:



CARL ZEISS MEDITEC

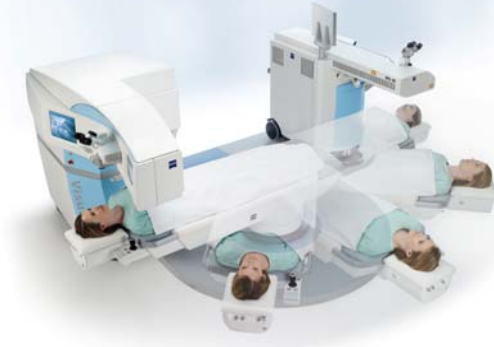
- ZEISS Ophthalmic Data Management Solution



- ZEISS Toric Solution



- ZEISS Refractive Laser Solution

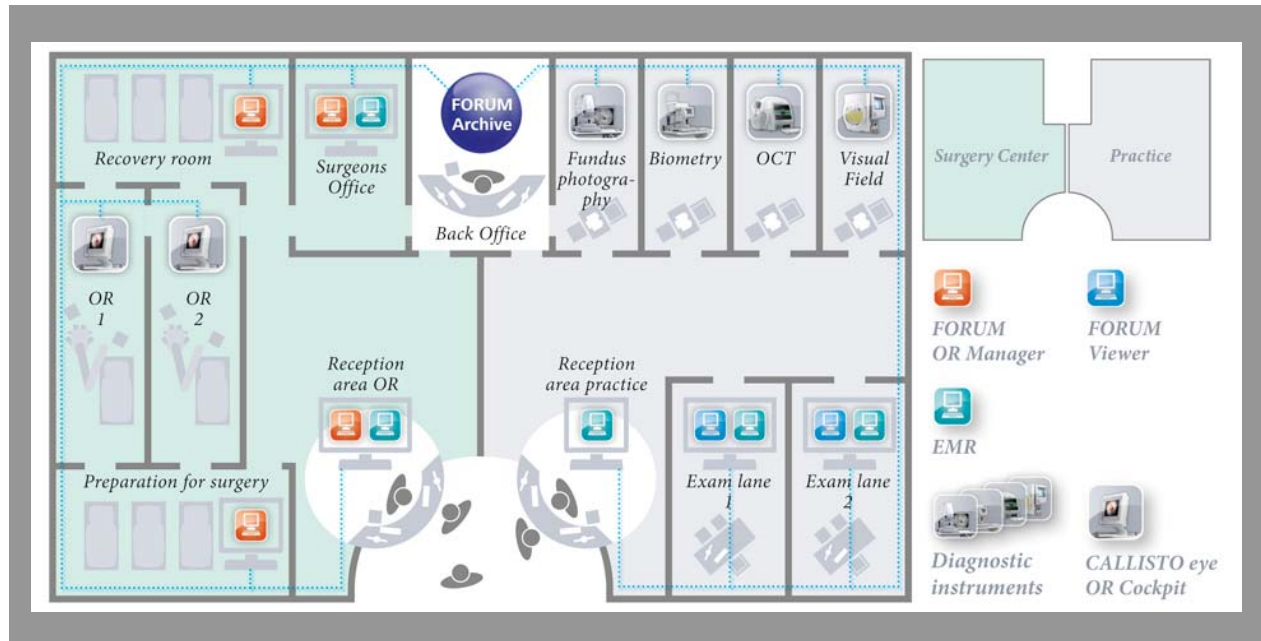


ZEISS Ophthalmic Data Management Solution

Enabling our customers a smooth workflow



CARL ZEISS MEDITEC



Benefits:

- Simplify ophthalmic image and data management
- Enhanced practice and surgery workflow
- Scalable to the needs of practices of every size and scope
- Use of the globally recognized DICOM standard
- Complement to Electronic Medical Record (EMR)

ZEISS Toric Solution


- what does it mean?

Surgeon Benefits:

- Integrated Workflow
- Enhanced predictability of refractive outcomes
- ZEISS premium toric IOLs –perfect solution for a wide range of patients
- Enhanced implantation process
- Accurate positioning of the toric IOL for excellent results

Patient Benefits:

- Excellent refractive outcomes, the possibility of life without glasses
- Optimal astigmatism correction for clear vision
- Diagnostic data available in the OR – the doctor has patient information at his fingertips



ZEISS VisuMax All-in-one

Entire procedure with just one device

Two possibilities:

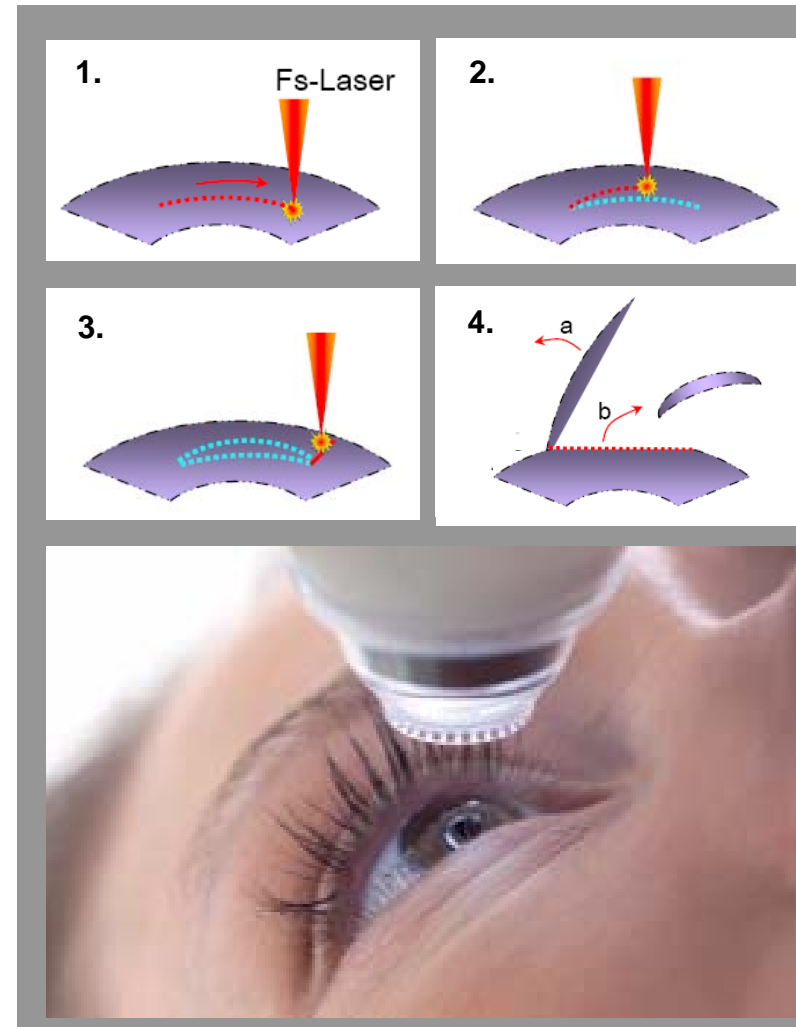
- **FLEX:** Femtosecond Lenticule Extraction
- **SMILE:** Small incision lenticule Extraction

Benefits to the doctor:

- Method is truly minimally invasive
- Method can be employed independently of individual corneal characteristics

Benefits to the patient:

- Direct treatment success & no dry eyes
- Optimal ergonometry





1 Carl Zeiss Meditec at a glance

2 **Financials**

3 Looking to the future

Strong Q3 accelerates positive development



CARL ZEISS MEDITEC

Key takeaways

- Ongoing **strong development in APAC**, further improvement in Americas, still some uncertainty in EMEA
- **YTD 9months: revenue increased by 2.6%** over PY (constant currency: +3.6%), **q-o-q: 20% up** over PY (constant currency: +14%)
- **Higher EBIT-margin** compared to PY due to better gross margin and stable cost position
- **Strong balance sheet** (> 320m Cash, 70 % Equity ratio, no debt)
- **Guidance**
Revenue for **FY 09/10 : 660m – 670m**, EBIT-margin: ca. 40BP above PY

Our Focus

Innovation. New markets. Customer care.

APAC region, SBUs Surgical Ophthalmology and Microsurgery are our growth drivers

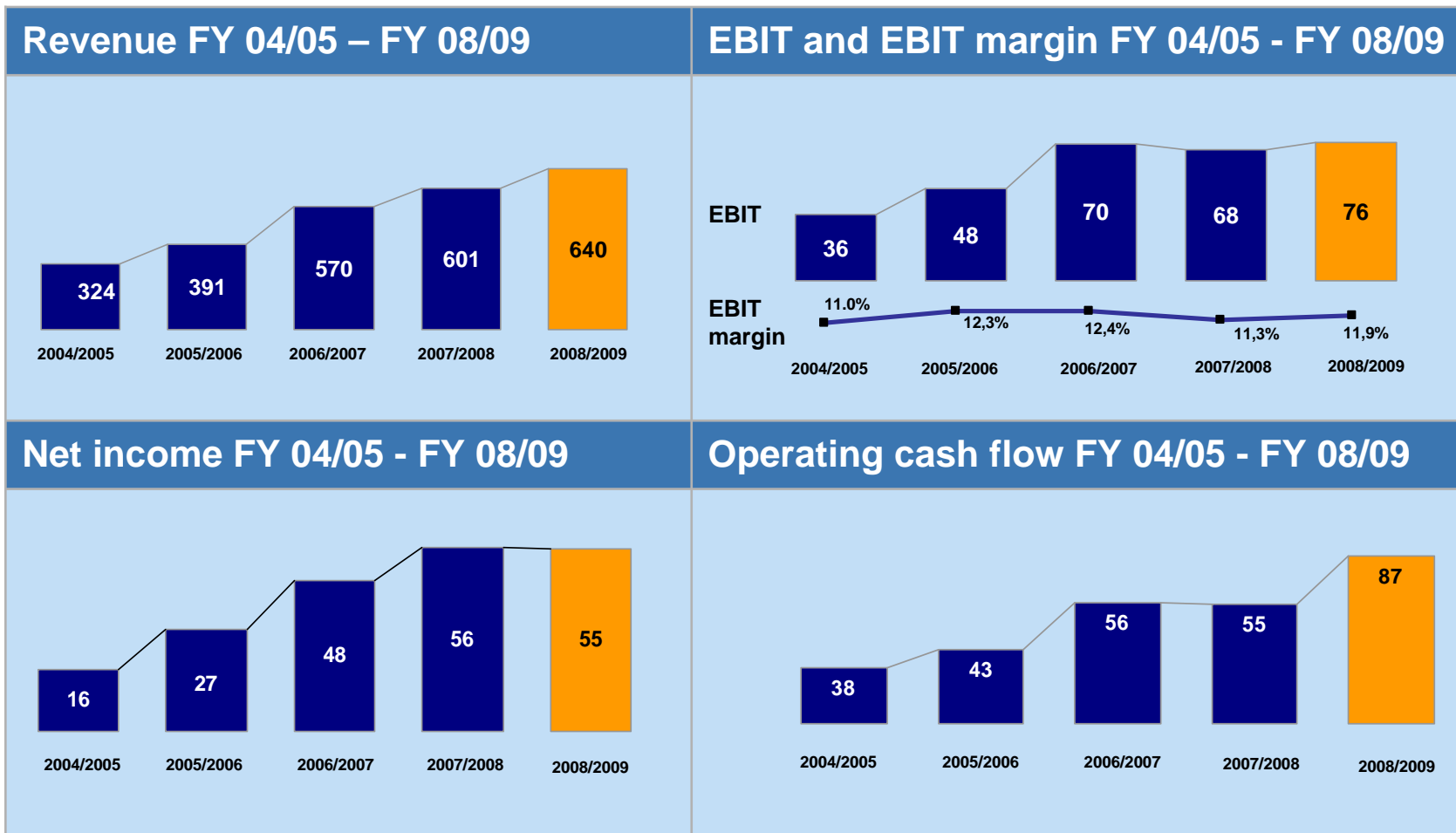


CARL ZEISS MEDITEC

Key financials / Background	9M 2008/09 and 9M 2009/10	Change
<ul style="list-style-type: none"> Overall good growth mainly driven by APAC, SBUs SO and MS Slightly negative currency translation effects from Euro vs. USD and Yen 	<p>Net sales</p>	<p>▲ +2.6%</p>
<ul style="list-style-type: none"> Increase in EBIT-margin due to COGS improvement and more favorable product mix 	<p>EBITDA EBIT</p>	<p>▲ +11.0%</p> <p>▲ +11.8%</p>
<ul style="list-style-type: none"> Net income – effected by currency hedges and low interest income 	<p>Net Income EpS</p>	<p>▲ +0.6%</p> <p>▲ +2.5%</p>
<ul style="list-style-type: none"> Strong Cash flow – effected by currency impacts on working capital 	<p>Operating Cash flow</p>	<p>▼ -22.9%</p>

All figures in millions of € unless stated otherwise |
Rounding differences to figures reported in €'000 are possible

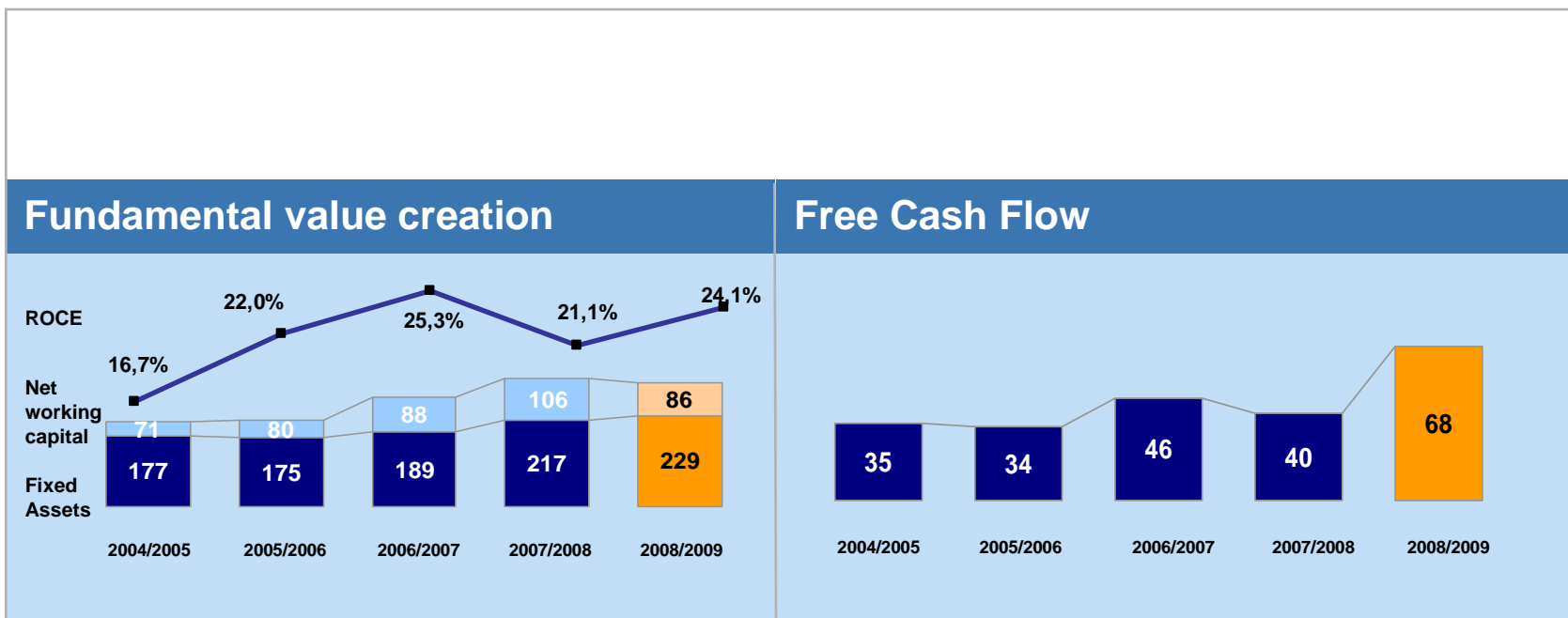
Our track record: Successful, sustainable and stable



Figures according to IFRS, except for FY 2004/2005 US-GAAP

All figures in millions of € unless stated otherwise |
Rounding differences to figures reported in € '000 are possible

... with focus on ROCE and Free Cash Flows



- Market Cap: 0,9bn EUR
- Net Cash: EUR ~320m
- EV: EUR ~670m

Figures according to IFRS, except for FY 2004/2005 US-GAAP
 $ROCE = \frac{EBIT}{Net\ Working\ Capital + Fixed\ Assets}$

All figures in millions of € unless stated otherwise |
 Rounding differences to figures reported in €'000 are possible



1 Carl Zeiss Meditec at a glance

2 Financials

3 **Looking to the future**

With RACE we have built a sound basis - it is time to continue this with a new program in FY 10/11



CARL ZEISS MEDITEC



Rapid Achievement of Company Excellence 2010

Pushing product innovation

Measured by e.g. Blockbuster rate per SBU

- Create new gold standards (blockbusters)
- Driving additional growth (service and solution business)

Improving customer orientation

Measured by e.g. net promoter score

- Designing products to target customer needs
- Providing networking, connectivity and service
- Driving product portfolio on a better margin mix

Expanding into new markets

Measured by e.g. new markets revenue rate

- Addressing & leveraging emerging markets (products, supply chain)
- Considering external growth opportunities
- Secure brand value

Empowering people (e.g. training)

Measured by e.g. mentored employees

Achieving global process excellence

Measured by e.g. Warranty Rate

Our highlights in 2010

- | | |
|--|----------------|
| ▪ AT LISA violet light filtering | January 2010 |
| ▪ IOLMaster 500 | January 2010 |
| ▪ LUMERA 700 – Resight | February 2010 |
| ▪ VisuMax “All-in-One” Procedure (ReLEx) | April 2010 |
| ▪ Launch first product with components from China production | April 2010 |
| ▪ Expected results of clinical trials for IORT | June 2010 |
| ▪ Set up Research Application Center in India | September 2010 |
| ▪ Expansion of Phaco line | September 2010 |
| ▪ VARIO 700 | October 2010 |



What we expect for 2nd half of 2010

Conditions in world financial markets seems to be stabilizing

Our prospects and approach:

- Maintaining and expanding our market position, strong focus on emerging markets
- Ongoing investments in R&D and sales
- Follow-up Company program

We are financially and strategically fit:

- Strong balance sheet with significant free cash position
- Strong Cash flow
- Worldwide presence, customer-oriented, broad product portfolio
- Innovation leader with blockbuster projects
- Unique brand equity

Outlook:

- Revenue for FY 09/10 660m – 670m, EBIT-margin: approx. 40BP above PY
- Plan to grow faster in the following FY than FY 09/10



A comprehensive eye care portfolio by the global market leader

OUR MARKET:

- Stable, with solid underlying growth in demand
- Market growth is further enhanced by mega trends
- Attractive market segments with high entry barriers

OUR OFFERING TO THE CUSTOMER:

- Solutions for screening, diagnosis, (micro)surgery and follow-up
- Comprehensive eye-care portfolio
- Focus on workflow and image management solutions
- Developing industry connectivity and networking standards
- Product philosophy driven by simplicity, precision and efficiency

OUR COMPETITIVE POSITION:

- Unique global brand equity
- Trendsetter with well-established gold-standards since 160 years
- Global presence in sales, customer-care, engineering and manufacturing
- Excellent footing in emerging markets



Attractive growth potential combined with solid financial setup

OUR FINANCIAL PERFORMANCE:

- Solid and profitable growth since 2002
- Strong equity and cash position, no debt
- Focus on sustainable ROCE and high FCF generation
- Recurring revenue share increasing

OUR GROWTH PLANS & SHORT-TERM POTENTIAL:

- Next generation of gold-standard products
- Further expanding our business in Asia Pacific
- Becoming the leading workflow solution provider
- Screening for portfolio completion opportunities

OUR STOCK:

- Combines growth opportunity with solid dividend
- Ideal for investors who believe in long-term sustainable growth companies

Carl Zeiss Meditec



Thank you for your attention



Financial Calendar

16 Dec 2010	Annual Financial Statements 2009/2010
16 Dec 2010	Analysts' Conference, Frankfurt a. M.

Contact

Patrick Kofler, Director Investor Relations

Tel.: +49 (0) 36 41 / 2 20 - 1 15

Fax: +49 (0) 36 41 / 2 20 - 1 17

Email: investors@meditec.zeiss.com

Web: www.meditec.zeiss.com